


Accessories



Also available in ATEX version for use in potentially explosive atmospheres in accordance with 94/9/EC Directive



Part numbers

Visual indicators with anti-surge	24 V - 50-60 Hz ...	81 513 052	—	—	—	—	—
	48 V - 50-60 Hz ...	81 513 055	—	—	—	—	—
	110 V - 50-60 Hz ...	81 513 058	—	—	—	—	—
	230 V - 50-60 Hz (-10% +6 %)	81 513 059	—	—	—	—	—
LED seal Packaging	12 to 24 V - DC - AC	— (by 5)	81 513 064 (by 10)	—	—	—	—
Exhaust silencer	Plug-in Ø 6	—	—	81 537 001	—	—	—
	Plug-in Ø 8	—	—	81 537 201	—	—	—
Connector for solenoid valve		—	—	—	81 516 082	—	—
Pneumatic pilots	Without manual override	—	—	—	—	81 516 081	—
	With manual override by impulse	—	—	—	—	81 516 091	—
Push-in connection for semi-rigid tubing Ø 4 mm (NFE 49100)		—	—	—	—	•	—
Blanking plate		—	—	—	—	—	81 516 085

Symbol



Characteristics

Consumption	W	—	0,24	—	—	—	—
Temperature	°C	—	-10 → +50	—	—	—	—
Connection	mm	—	—	—	—	Instantané Ø 4 ext.	—
Mounted between the pilot solenoid valve and the body of the module		•	•	—	—	—	—
Supplied in multiples of 5		•	—	—	—	—	—
Supplied in multiples of 10		—	•	—	—	—	—
Packet of 10 pieces		—	—	—	•	•	•
Weight	g	6	2	30	10	5	3

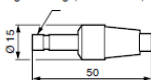
Connection



Dimensions

81 537 001 - 81 537 201

Mounted by plugging into push-in connector for semi-rigid tubing (NFE 49100)

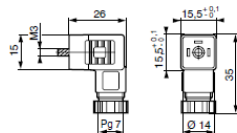


81 513 052 - 81 513 055

81 513 058 - 81 513 059



81 516 082



ELECTROSÓN